

# Interac e-transfer (🌐📱)

**Use Interac e-transfers in AccèsD (internet or mobile) to text or email money anytime you need to.**

## Benefits

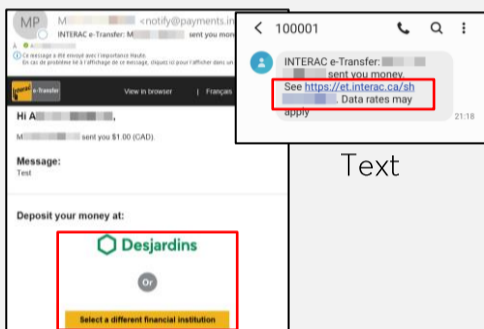
1. Seamless electronic money transfer to anyone with a Canadian dollar account at a Canadian financial institution.
2. A quick, simple and flexible option that's completely secure.
3. Funds available in minutes, and at no cost to you if you have a transaction plan.<sup>1</sup>

## RECEIVING an Interac e-transfer

### By email or text

**1** Get an e-transfer notice by email or text\* and click the link.

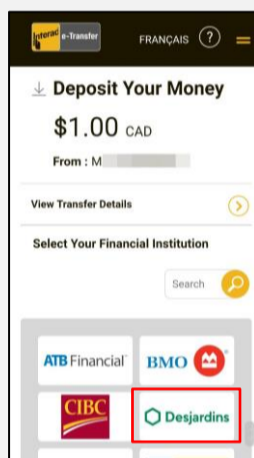
\* Text will come from number 100001(Interac)



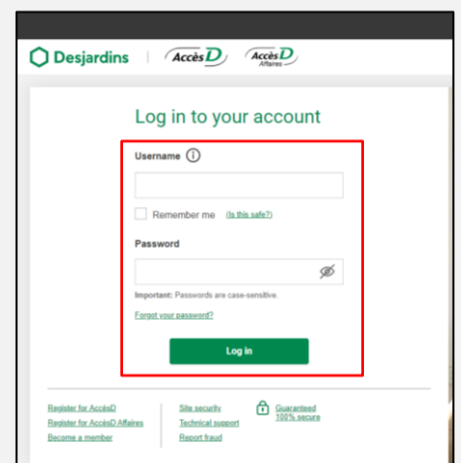
Email

Text

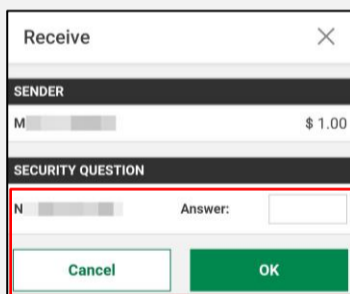
**2** Select your financial institution.



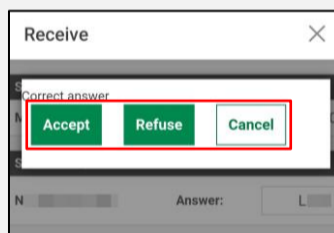
**3** Log on to AccèsD.



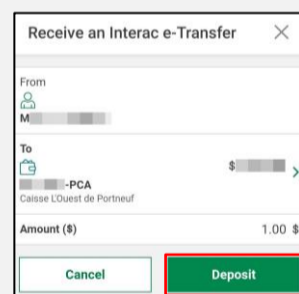
**4** Answer the sender's security question and select OK.



**5** Once you've answered correctly, accept or refuse the transfer.



**6** If you've accepted, select the account you want to deposit the money into and click Deposit. You'll receive a confirmation message.



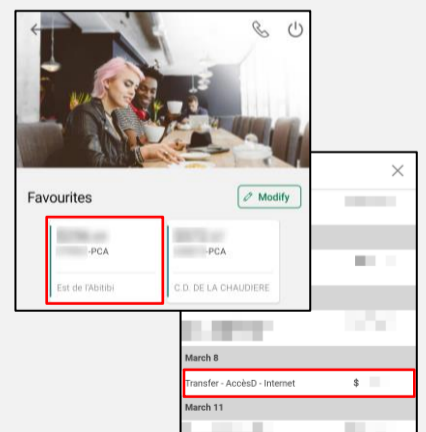
### By account number

**1** Give the person sending the e-transfer the account number where you want to receive the money.

**Use the same account number as the one on the bottom of your cheques. In AccèsD, you can find it under Account.**

**2** Sit back and relax. The amount will be deposited directly into your account, without any action on your part. Not even a security question!

**3** Review your Interac e-Transfers in the list of transactions in your account.



You may not get a notification when you receive an e-transfer because the person sending it can choose whether or not to notify you.

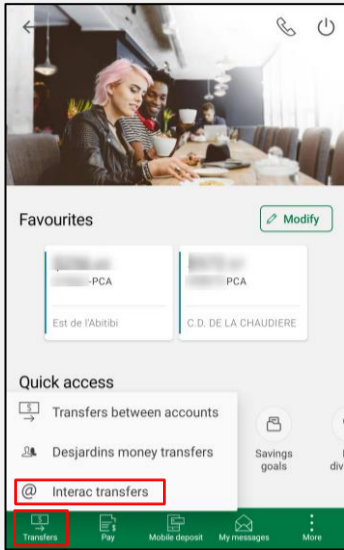
<sup>1</sup> If you go over the number of transactions included in your plan, or if you don't have a transaction plan, fees will apply.



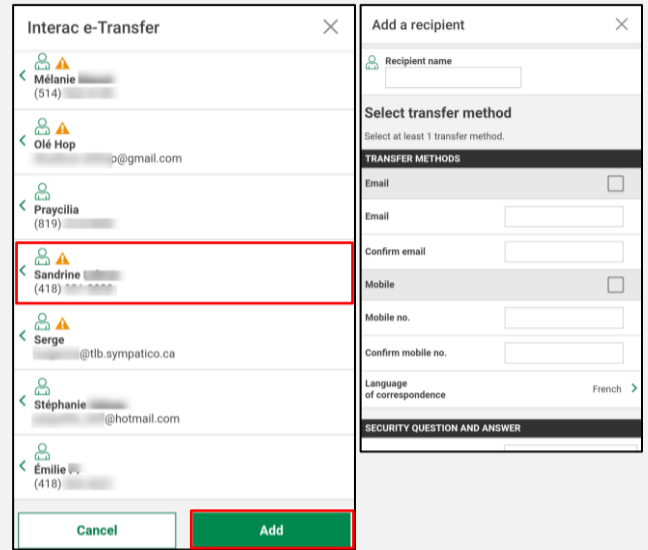
# Interac e-transfer (🌐📱)

## SENDING an Interac e-transfer

1 Once you're in AccèsD, select Transfers, then Interactransfers.

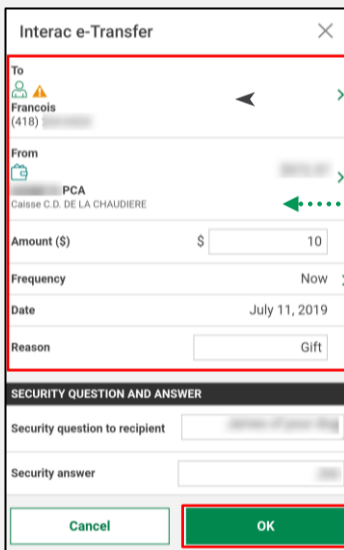


2 Select the recipient from your existing list or Add someone new.



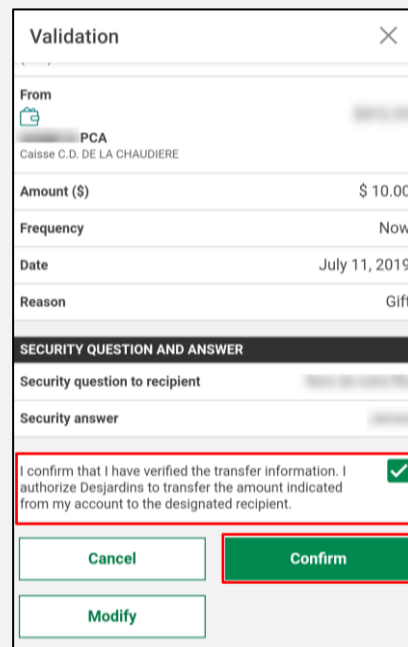
3 Set the transfer details and select OK.

The most you can send by Interac e-transfer in a 24-hour period is \$5,000.

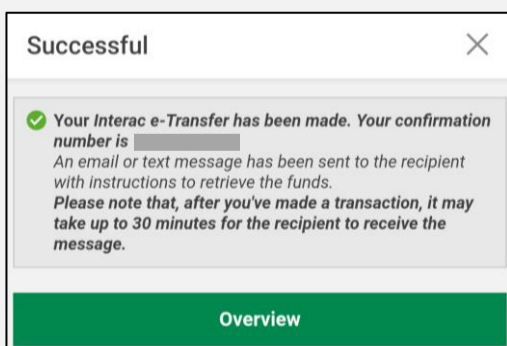


Account you're sending money from

4 Verify the transfer details and click Confirm.


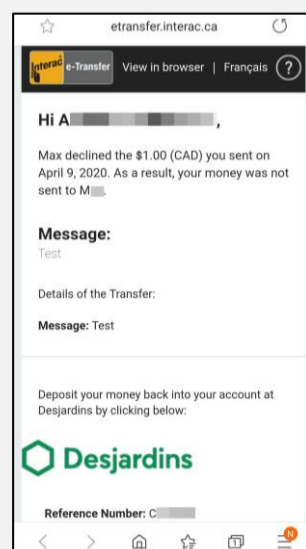


5 You'll see a message confirming the transfer went through.



6 You'll get an email and/or text\* confirming the transfer was accepted or declined.

\* Text will come from number 100001 (Interac)



Email

Text