



Deposit cheques by taking pictures. That's it!

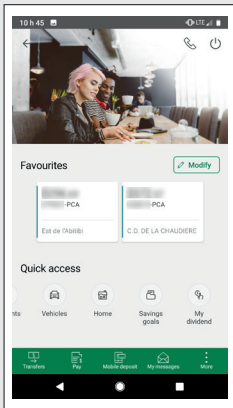
Cut out even more trips to the caisse and the ATM.

## > Advantages

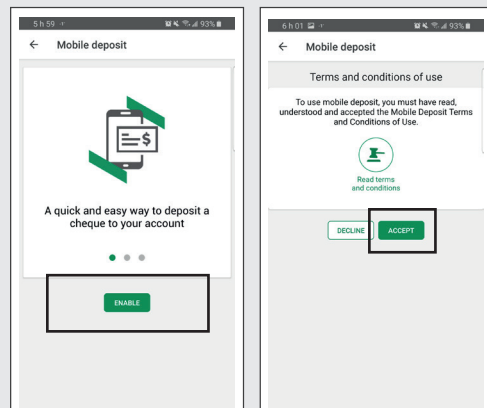
1. It's quick, easy and convenient.
2. Use it anytime, anywhere.
3. Securely deposit cheques using your phone or tablet.
4. Funds are available right away with no trip to the ATM.
5. We check for issues and catch errors, like depositing the same cheque twice

## > Making a mobile deposit

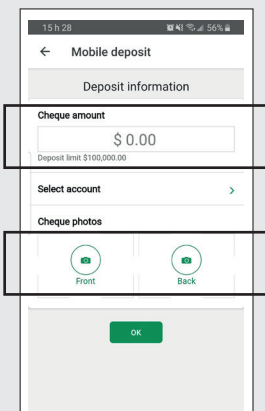
1 On AccèsD, tap Mobile deposit.



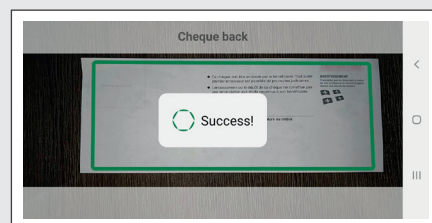
2 Activate mobile deposit and accept the terms of use.



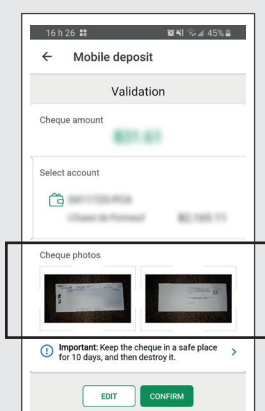
3 Complete the deposit details, take pictures of the cheque, then tap OK.



4 When taking pictures, make sure the cheque is centered.



5 Confirm the deposit details.



6 You'll see a message confirming the deposit was made.

